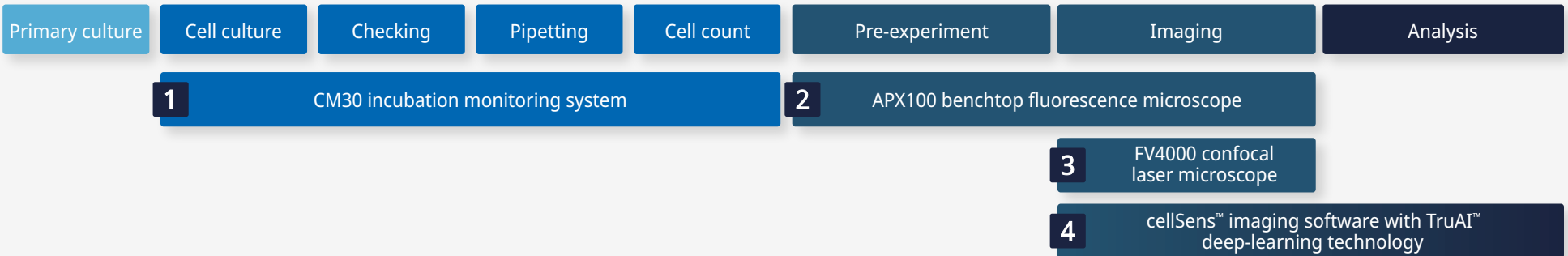


EVIDENT Workflow Solutions


Make Your Research More Efficient



Research Workflow




1



CM30
Quantitative Cell Condition Evaluation
Reduce effort and variability during cell culture to increase the likelihood of experimental success.

2




APX100
Smart Sample Navigator
Reduce the time and effort required to gather data for pre-experiments with differentiated cells and tissues.

3



FV4000
Macro-to-Micro Imaging
Capture 3D images with the high sensitivity and speed needed for time-lapse imaging of live cells as well as deep tissue observation, and use the automated macro-to-micro workflow to detect samples quickly when imaging from low to high magnification.

4



cellSens
TruAI™ Deep-Learning Technology
A trained neural network makes even complex image analysis more accurate and efficient.

Learn more about our microscopes! Visit [EvidentScientific.com](https://www.evidentscientific.com)